



# TIME FOR ENGLISH

STUDENT'S BOOK

لمزيد من دروس حول قواعد ومفردات اللغة الإنجليزية  
يرجى زيارة موقعنا على الإنترنت  
<https://www.visafen.com>

تعلم قواعد اللغة الإنجليزية

بطريقة سهلة

دليلك إلى  
Your Guide To  
تعلم الإنجليزية  
Learn English

[www.visafen.com](http://www.visafen.com)





## تعلم اللغة الانجليزية مجاناً



تعلم الإنجليزية - Learn English  
[www.facebook.com/ENGLISHONLINE2020](http://www.facebook.com/ENGLISHONLINE2020)



[www.instagram.com/learnenglish2021](http://www.instagram.com/learnenglish2021)



[twitter.com/english87491502](https://twitter.com/english87491502)



[www.visafen.com](http://www.visafen.com)





# My friends

# أصدقائي

## Word Time

A. Listen and repeat.

1.



Mona

2.



Kareem

3.



Samy

4.



Sokkara



Hello! I'm Kareem.

أهلاً ! أنا كريم

### The Hello Song

Hello! I'm Mona.

Hello, hello, hello!

Hello! I'm Kareem.

Hello, hello, hello!

Hello, I'm Samy.

Hello, hello, hello!

Hello, I'm Sokkara.

Hello, hello, hello!

Hello! I'm

.....



Hello! I'm

.....



Action Word Time

A.  Listen and repeat.

1.



smile

2.



wave

3.



shake hands


4.



nod



# Word Time




ant

apple

arm



boy

bus

bird







Shake Hands

Shake hands.  
Smile, smile.  
Nod, nod.  
Wave, wave.

Shake hands, smile,  
nod, wave....Hello!



Ant on the Apple

Ant on the apple, a, a, a.  
Arm, arm, a, a, a.  
Ant on the apple, a, a, a.  
Sing the letter A.

Boy on the bus, b, b, b.  
Bird, bird, b, b, b.  
Boy on the bus, b, b, b.  
Sing the letter B.





Word Time

 Match. Draw.

1.



Mona

2.



Kareem

3.



Samy

4.



Sokkara

a.



b.



c.



d.






Use the Words

 Circle Mona, Kareem, Samy, and Sokkara.

1. Mona



2. Kareem



3. Samy




4. Sokkara



Hello, I'm \_\_\_\_\_.




Action Word Time

 Which ones are the same? Circle.

1. wave



2. shake hands




3. smile




4. nod




Phonics Time

 **A. Circle the beginning sound.**


1. 

a	
b	


2. 

a	
b	


3. 

a	
b	


4. 

a	
b	


5. 


a	
b	

6. 


a	
b	

 **B. Write the letters.**

	A
---	---

	a
---	---

	B
---	---

	b
---	---



# Exercises On Unit One:

## 1- Listen and circle:

1-

**A**

C

a

d

2-

**B**

b

a

d

## 2- Listen and circle:

1- apple



2- ant




3- arm




4- boy



5- bus



6- bird



3-Count and write the number of each picture

أكتب العدد



.....



.....



.....



.....



.....



**1- Point to / Identify the object:**

1)			
2)			
3)			

**2- Act as instructed:**

1. smile	2. nod	3. wave
----------	--------	---------

**3- Match:**

1. boy

2. apple




3. bird



o.1 : samy \ bus \ wave



**4- Count:**

		
.....	.....	.....

**5- Read:**

- Hello, I'm Mona.
- Hello, I'm Kareem.
- Hello, I'm Sokkara.





# Numbers الأرقام

## Word Time

A.  Listen and repeat.

1

2

3

4

5

6

1

2

3

4

5

6

1

2

3

4

5

6

1

2

3

4

5

6

1

2

3

4

5

6





1

2

3

4

5

6

one

two

three

four

five

six

--	--	--	--	--	--

--	--	--	--	--	--

--	--	--	--	--	--

--	--	--	--	--	--

--	--	--	--	--	--

--	--	--	--	--	--

--	--	--	--	--	--

--	--	--	--	--	--



😊 Match وصل



1



2



3



4



5



6



😊 Count

أكتب العدد



.....



.....



.....



.....



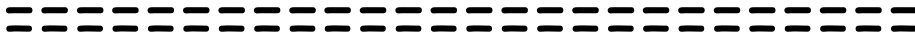
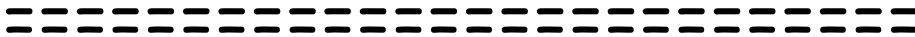
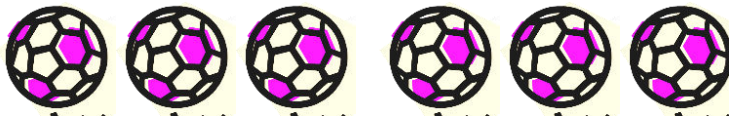
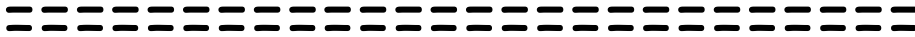
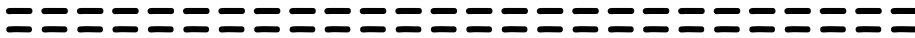
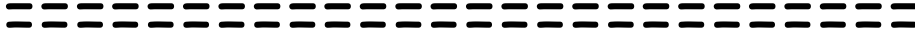
.....



.....



😊 Listen and circle      استمع و ضع دائرة



Use the Words

A.  Listen and repeat.

I'm one year old.



I'm five years old.

Use of the Words

The Age Song

I'm two years old.

I'm four years old.

I'm five years old.

I'm one year old.

I'm three years old.

I'm five years old.

I'm five years old.  
I'm four years old.  
I'm three years old.

I'm three year old.  
I'm two years old.  
I'm one years old.

 **ging** 



أنا عندي 6 سنوات

I'm six years old.

---

---

---

---

---

---

---

---

---



# Action Word Time

A.  Listen and repeat.



draw



read



write



count



11




Action Word Time

Listen and repeat.



draw	read	write	count







cake

car

cat





dog

donkey

doll



**Use of the Words**

**Sing**



**Cat in the Car**

Cat in the car, c, c, c.

Cake, cake, c, c, c.

Cat in the car, c, c, c.

Sing the letter C.

Doll on the donkey, d, d, d.

Dog, dog, d, d, d.

Doll on the donkey, d, d, d.

Sing the letter D.





Word Time

A. Trace the numbers.

1

2


3

4

5


B. How many? Write the number in the box.

1.

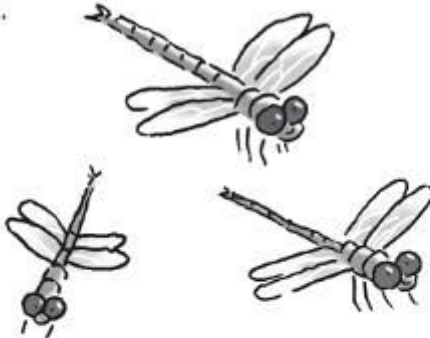


5


2.




3.




4.



5.




6.



Use the Words

  **A. Count. Write the number. Colour.**

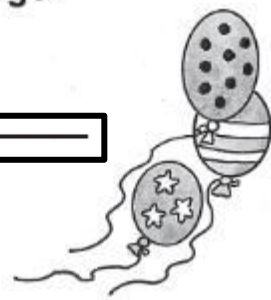


 **B. Write the missing numbers. Write your age.**





1    4   

I'm  years old.



Action Word Time


 Which ones are the same? Circle.



2. write



3. draw









4. count







Phonics Time












 **A. Circle the beginning sound.**

1.	<table border="1"><tr><td>c</td></tr><tr><td>d</td></tr></table>	c	d		2.	<table border="1"><tr><td>c</td></tr><tr><td>d</td></tr></table>	c	d		3.	<table border="1"><tr><td>c</td></tr><tr><td>d</td></tr></table>	c	d	
c														
d														
c														
d														
c														
d														
4.	<table border="1"><tr><td>d</td></tr><tr><td>c</td></tr></table>	d	c		5.	<table border="1"><tr><td>d</td></tr><tr><td>c</td></tr></table>	d	c		6.	<table border="1"><tr><td>d</td></tr><tr><td>c</td></tr></table>	d	c	
d														
c														
d														
c														
d														
c														

 **B. Write the letters.**

	C		c
	D		d

 **C. Connect the objects with the same beginning sound.**

						<table border="1"><tr><td>c</td></tr></table>	c
c							
						<table border="1"><tr><td>d</td></tr></table>	d
d							



# Exercises on Unit Two

## 1- Listen and circle:

b	C	D	B
d	D	B	A
a	B	A	C
c	D	C	A

## 2- Listen and circle:

1- doll



2- cake



3- car




4- cat



5- dog




6- donkey



3-Count and write

اكتب العدد تحت كل صورة:



.....

.....

.....


.....

.....

4-Match each picture to its letter:



A



D



C



B

5-Match the letters: صل الحرف الكبير بالحرف الصغير

A

C

D

b

C

a










B

d





1- Point to / Identify the object:

1)			
2)			
3)			

2- Act as instructed:

1. read	2. draw	3. count
---------	---------	----------

3- Read:

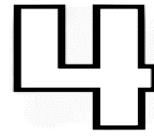
- I'm six years old.
- Cat in the car.
- Doll on the donkey.
- Sing the letter D.

one \ donkey \ doll : 0.1



3- Match:

1. dog



2. cat



3. four



4- Odd One out:

1.



2.



3.






# My Family

# أسرتي

## Word Time

A.  Listen and repeat.

1.



2.



3.



4.



mother	father	sister	brother
--------	--------	--------	---------




هذه أمي

*This is my*



*This is my*

هذا أبي

*This is my*  
هذه أختي



*This is my*

هذا أخي



# This is my mother



# This is my father

---

---

---

---


---

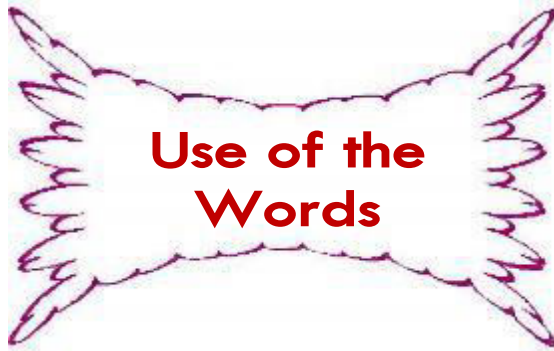
---

---

---

---





The Family Song

This is my mother.

Yes, oh yes!

This is my sister.

Yes, oh yes!

\* \* \* \* Yes, oh yes!

This is my father.

Yes, oh yes!

This is my brother.

Yes, oh yes!

\* \* \* \* Yes, oh yes!

Stand Up

Stand up. \* \*

Stand up. \* \*

Sit down. \* \*

Sit down. \* \*

Hands up. \* \*

Hands up. \* \*

Hands down. \* \*

Hands down. \* \*

Stand up. \* \*

Sit down. \* \*

Hands up. \* \*

Hands down. \* \*




**Singing**








Listen and Point:



8



eight	elephant	egg
-------	----------	-----

--	--	--

--	--	--

--	--	--

--	--	--

--	--	--

--	--	--

--	--	--

--	--	--





farmer

fish

fan




eight on the egg

Eight on the egg, e, e, e.

Elephant, elephant, e, e, e.

Eight on the egg, e, e, e.

Sing the letter E.


Fan on the fish, f, f, f.


Farmer, farmer, f, f, f.

Fan on the fish, f, f, f.


Sing the letter F.



C.  Listen and point. Then sing along.




Use the Words

 Which one is the same? Circle.

1. This is my father




2. This is my brother




3. This is my mother














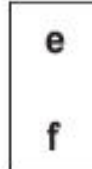






4. This is my sister







Phonics Time

 **A. Circle the beginning sound.**

1.			2.			3.		
								
4.			5.			6.		
								

 **B. Write the letters.**



# Exercises On Unit Three:

1- Listen and circle:

C	a	f	c
E	d	e	b
F	c	a	f
A	a	g	i
D	b	d	e

2- Listen and circle:

1- egg



2- elephant



3- eight



4- fish



5- fan




3 -Match each picture to its letter:

صل كل صورة بالحرف التي تبدأ به:



a

f



d

e



c



This is my .....



This is my .....












This is my .....



This is my .....



**1- Point to / Identify the object:**

1)			
2)			
3)			

**2- Act as instructed:**

1. hands up	2. stand up	3. sit down
-------------	-------------	-------------

**3- Read:**

- This is my sister.
- Fan on the fish.
- Sing the letter E.
- This is my brother.
- Eight on the egg.

8.1 : father \ egg \ fan



**4- Match:**

1. father



2. elephant



3. fish





**4- Odd One out:**


1.



2.



3.





# Shapes

# الأشكال

## Word Time

A. Listen and repeat.

1.



circle

2.




heart

3.







star

4.





square

## Look and colour



Listen and write the number.





circle

heart

star

square

circle	heart	star	square



Use the Words

A.  Listen and repeat.



I see

أنا أرى



I see a heart.

I see a square.

I see a circle.



**Use of the Words**

**g**ing



I see a star

I see a star. ☆

I see a circle. ○

I see a heart. ♥

I see a square. □

Walk, Walk

Walk.

Walk.

jump.

jump.

Dive.

Dive.

Swim.

**Action Word Time**






walk	dive	jump	swim








**girl**

**goat**

**garden**

girl	goat	garden





horse	house	hen
-------	-------	-----

--	--	--

--	--	--

--	--	--

--	--	--

--	--	--

--	--	--

--	--	--

--	--	--





Girl on the Goat

Girl on the goat, g, g, g.

Garden, garden, g, g, g.

Girl on the goat, g, g, g.


Sing the letter G.

Horse in the house, h, h, h.

Hen, hen, h, h, h.

Horse in the house, h, h, h.

Sing the letter H




**A. Circle the beginning sound.**



1.



2.




3.




4.



5.





6.



Use the Words

  **A. Match. Colour.**



  **B. Add your own fish above. Colour.**

I see a \_\_\_\_\_.



# Exercises On Unit Four:

1- Listen and circle:

1- garden



2- girl




3- jump



4- goat



5- horse



6- house




2 -Match each picture to its word:


صل كل صورة بالكلمة التي تبدأ به :



star




heart




circle










dive



walk



**1- Point to / Identify the object:**

1)			
2)			
3)			

**2- Act as instructed:**

1. dive	2. jump	3. swim
---------	---------	---------

**3- Read:**

- I see a heart.
- I see a circle.
- Horse on the house.
- Girl on the goat.
- I see a square.

0.1 : square \ house \ garden

**4- Match:**

1. horse



2. house



3. walk



**4- Odd One out:**

1.



2.



3.







# Colours

# الألوان

## Word Time

A.  Listen and repeat.



أزرق

blue



أحمر

red



أصفر

yellow



أخضر

green



أسود

black

blue red yellow green black

Blank writing row

Blank writing row


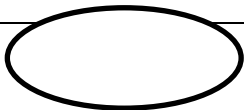

Blank writing row

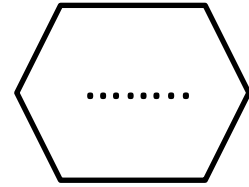
Blank writing row

Blank writing row

Blank writing row

Blank writing row





It's blue. إنه أزرق

Blank writing line

Blank writing line

It's red. إنه أحمر

Blank writing line

Blank writing line


It's ..... إنه .....

Blank writing line


Blank writing line




**- Read and Colour.**



blue




red




black



yellow



red



green



## Action Word Time

**A.**  Listen and repeat.

<b>1.</b> 	<b>2.</b> 	<b>3.</b> 	<b>4.</b> 
draw a circle	colour the picture	count the stars	point to a red heart



ging



Write with Me

Count with me.

Draw with me.

Colour with me.

Point to a heart.

Count with me.


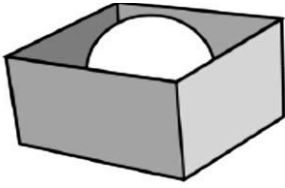
Draw with me.

Colour with me.

Point to a heart.

(Repeat)






**in**

**ink**

**insect**



jeans	jar	jacket
-------	-----	--------

--	--	--

--	--	--

--	--	--

--	--	--

--	--	--

--	--	--

--	--	--

--	--	--



## Use the Words

 Connect. Colour.


1.

أحمر



2.

أصفر



3.

أزرق



4.

برتقالى



5.

أسود




6.

أخضر



It's \_\_\_\_\_.

Action Word Time

 Which one is the same? Circle.

1. draw a circle



2. colour the picture



3. count the stars




4. point to a heart















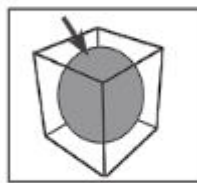











Phonics Time

ink insect in jar jacket jeans

 **A. Write the beginning sound.**

1.			2.			3.		
								
4.			5.			6.		
								

 **B. Write the letters.**

 **C. Draw the shapes around the item that begins with i and j.**



# Exercises On Unit Five:

1- Listen and circle:

h	A	H	G
e	F	E	I
c	B	C	A
f	E	D	F
a	H	A	I
d	B	D	C
i	J	I	H
g	G	E	A
b	C	D	B
j	G	H	J



## 2- Colour and match:



yellow

green

red

blue

black

## 3-Match the letters: صل الحرف الكبير بالحرف الصغير

g	H
b	G
h	B

## 6-Copy the following:

اكتب ما يأتي

The star is blue.





Ink on the Insect

Ink on the insect, i, i, i.

In, in, i, i, i.

Ink on the insect, i, i, i.

Sing the letter I.










Jeans on the jacket, j, j, j.

Jar, jar, j, j, j.

Jeans on the jacket, j, j, j.

Sing the letter J.

**1- Point to / Identify the object:**

1)			
2)	أسود 	أحمر 	أزرق 
3)			

**2- Act as instructed:**

1. draw a circle

2. count the stars

3. point to a heart

**3- Read:**

- It's green.
- Ink on the insect.
- It's black.
- Draw with me.
- Count with me.

٥.١ : in \ blue \ jacket
--------------------------

**4- Match:**

1. Draw a circle.









2. blue



3. colour the picture.



**4- Odd One out:**

1.			
2.	M	H	t
3.			

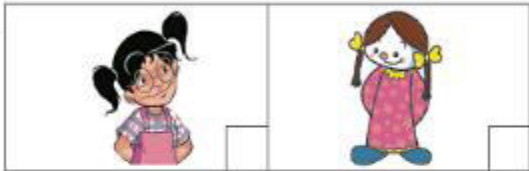


Review

Part 1

A. Listen and tick.

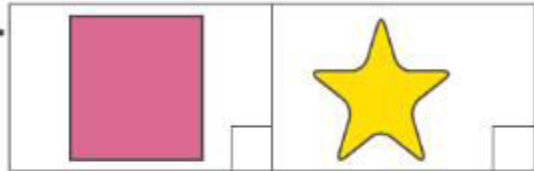
1.



Mona

Sokkara

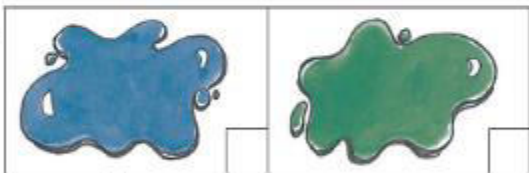
2.



square

star


3.



blue

green

4.



heart

circle

B. Listen and match.

1.



black



circle



yellow star

2.



green



star



green circle

3.



red



square



red heart

4.



yellow




heart




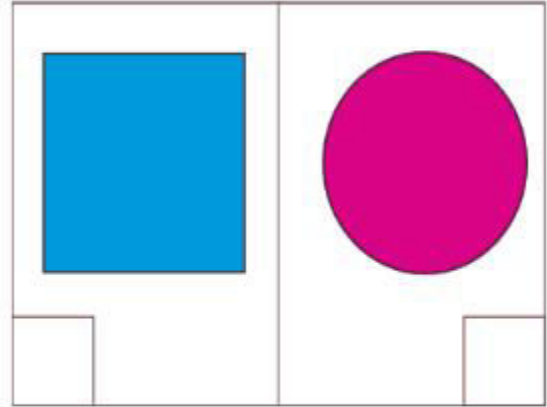


black square



Part 2

A.  Listen and tick the picture.





Part 3

A. Listen and match.

1. •      2. •      3. •      4. •      5. •

B. Look at the pictures. Circle the correct number.

1		2	
	2 3 4		2 4 5
3		4	
	2 4 5		1 2 5
5		6	
	1 3 5		3 4 5
7		8	
	2 3 4		3 4 5

C. Trace the letters. Then circle and connect.

Aa      Bb      Cc      Dd      Ee

Part 4

A.  Listen and match.

1. .      2. .      3. .      4. .      5. .      6. .




B. Listen and write the number.



C. Trace the letters. Then circle and connect.

Ff      Gg      Hh      Ii      Jj


















Review

Part 1

 A. Colour.


					
					

 B. Look at A. Colour below.



Review

Part 2

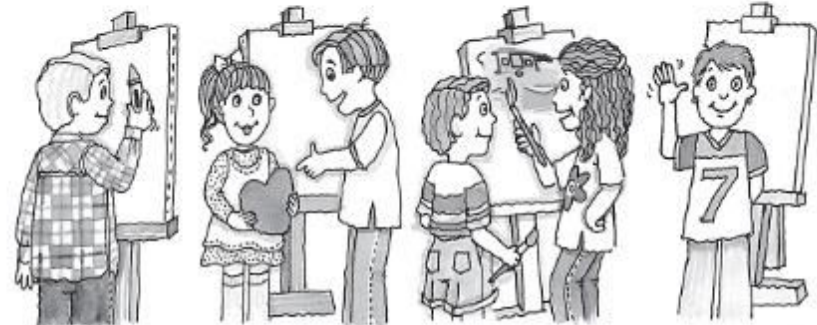
 Which one is the same? Circle.




Let's shake hands.



Colour the picture.



I see Samy.



Let's wave.





Review

Part 3

A. Trace the letters.



B. Write the letters.




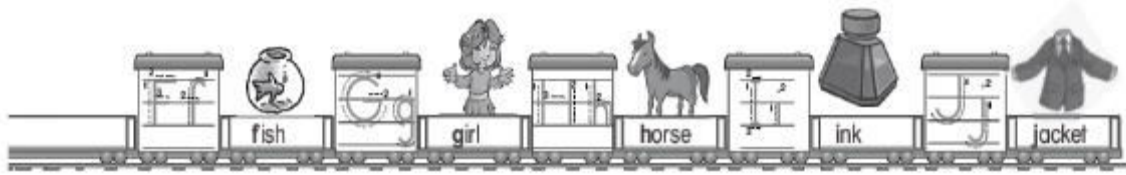
C. Connect.

A	•		•	g
B	•		•	d
C	•		•	a
D	•		•	h
E	•		•	f
F	•		•	i
G	•		•	e
H	•		•	j
I	•		•	c
J	•		•	b

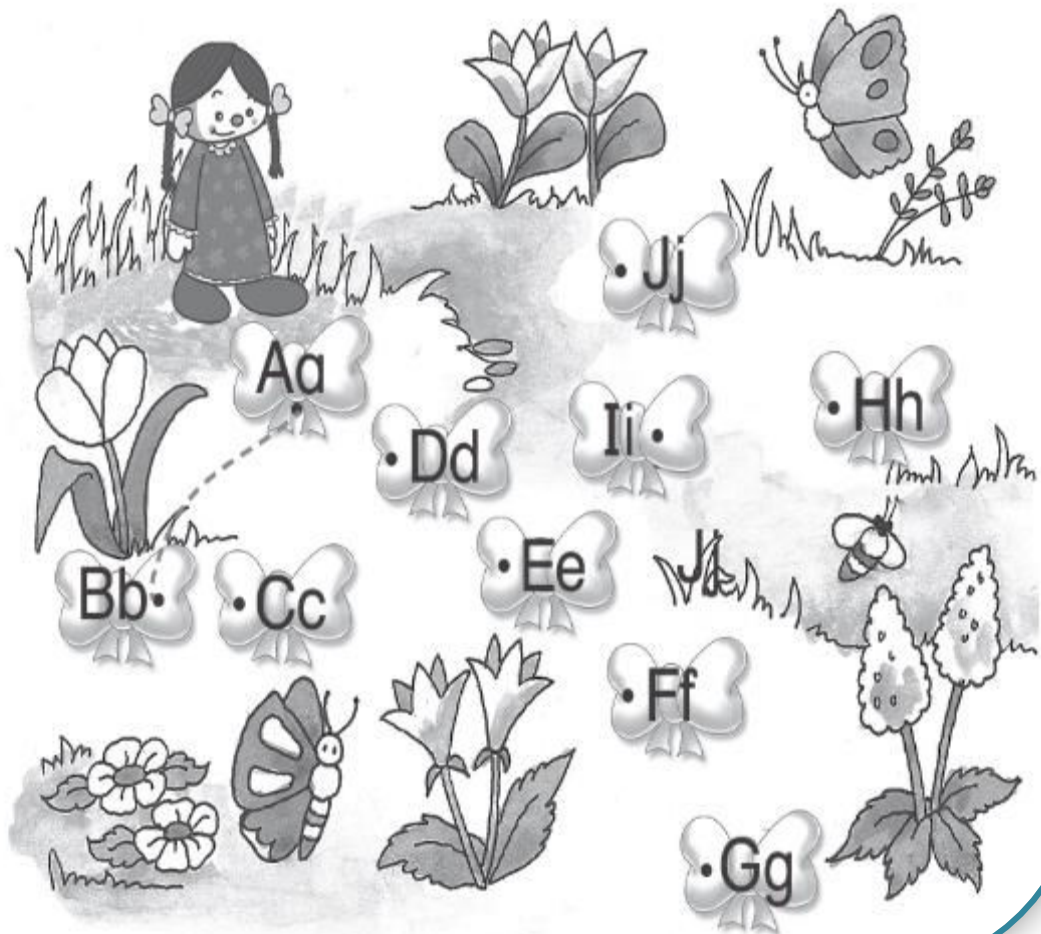


Review

Part 4
















 D. Connect in A-B-C order.













Picture dictionary

Unit 1

		
Mona	Kareem	Samy
		
Sokkara	smile	wave
		
shake hands	nod	
		
ant	apple	arm
		
boy	bus	bird

















Unit 2

1	2	3
one	two	three
4	5	
four	five	draw
		
read	write	count
		
cake	car	cat
		
dog	donkey	doll



















Unit 3

<p>1.</p> 	<p>2.</p> 	<p>3.</p> 
<p>mother</p>	<p>father</p>	<p>sister</p>
<p>4.</p> 		
<p>brother</p>	<p>stand up</p>	<p>sit down</p>
		
<p>hands up</p>	<p>hands down</p>	<p>eight</p>
		
<p>elephant</p>	<p>egg</p>	<p>farmer</p>
		
<p>fish</p>	<p>fan</p>	










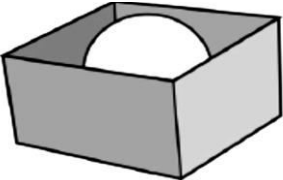

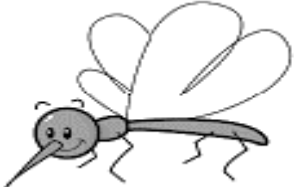





Unit 4

		
circle	heart	star
		
square	walk	dive
		
jump	swim	
		
girl	goat	garden
		
horse	house	hen



Unit 5

<p>أزرق</p> 	<p>أحمر</p> 	<p>أصفر</p> 
<p>blue</p>	<p>red</p>	<p>yellow</p>
<p>أخضر</p> 	<p>أسود</p> 	<p>1.</p> 
<p>green</p>	<p>black</p>	<p>draw a circle</p>
<p>2.</p> 	<p>3.</p> 	<p>4.</p> 
<p>colour the picture</p>	<p>count the stars</p>	<p>point to a red heart</p>
		
<p>in</p>	<p>ink</p>	<p>insect</p>
		
<p>jeans</p>	<p>jar</p>	<p>jacket</p>





## تعلم اللغة الانجليزية مجاناً



تعلم الإنجليزية - Learn English  
[www.facebook.com/ENGLISHONLINE2020](http://www.facebook.com/ENGLISHONLINE2020)



[www.instagram.com/learnenglish2021](http://www.instagram.com/learnenglish2021)



[twitter.com/english87491502](https://twitter.com/english87491502)



[www.visafen.com](http://www.visafen.com)

